

# Mission: Honor

An Earn-a-Patch Program Created by Operation Not Alone



A guide to help our nation's youth understand the service  
and sacrifice made by those who serve in the  
United States Military

This activity booklet belongs to:

---

Welcome! We're so glad you joined us to spread honor and gratitude to those who have served our country in the United States Military!

**Your mission:**

- **Discover** facts and information about the military
- **Connect** and reflect on your discoveries with your peers, and perhaps with someone who has real-life experience in the military
- **Take Action** to help our active duty service members and our veterans feel appreciated and supported

Patriotically,  
*The ONA Girl Squad*





**Discover facts and  
information about the  
United States Military.**

**How many branches?  
What do they do?  
Do they have any  
bases around the United  
States? Are they elsewhere  
in the world?**

**Military Branch**

**What They Do**

---

---

---

---

---

---

---

---

---

---

---

---

---

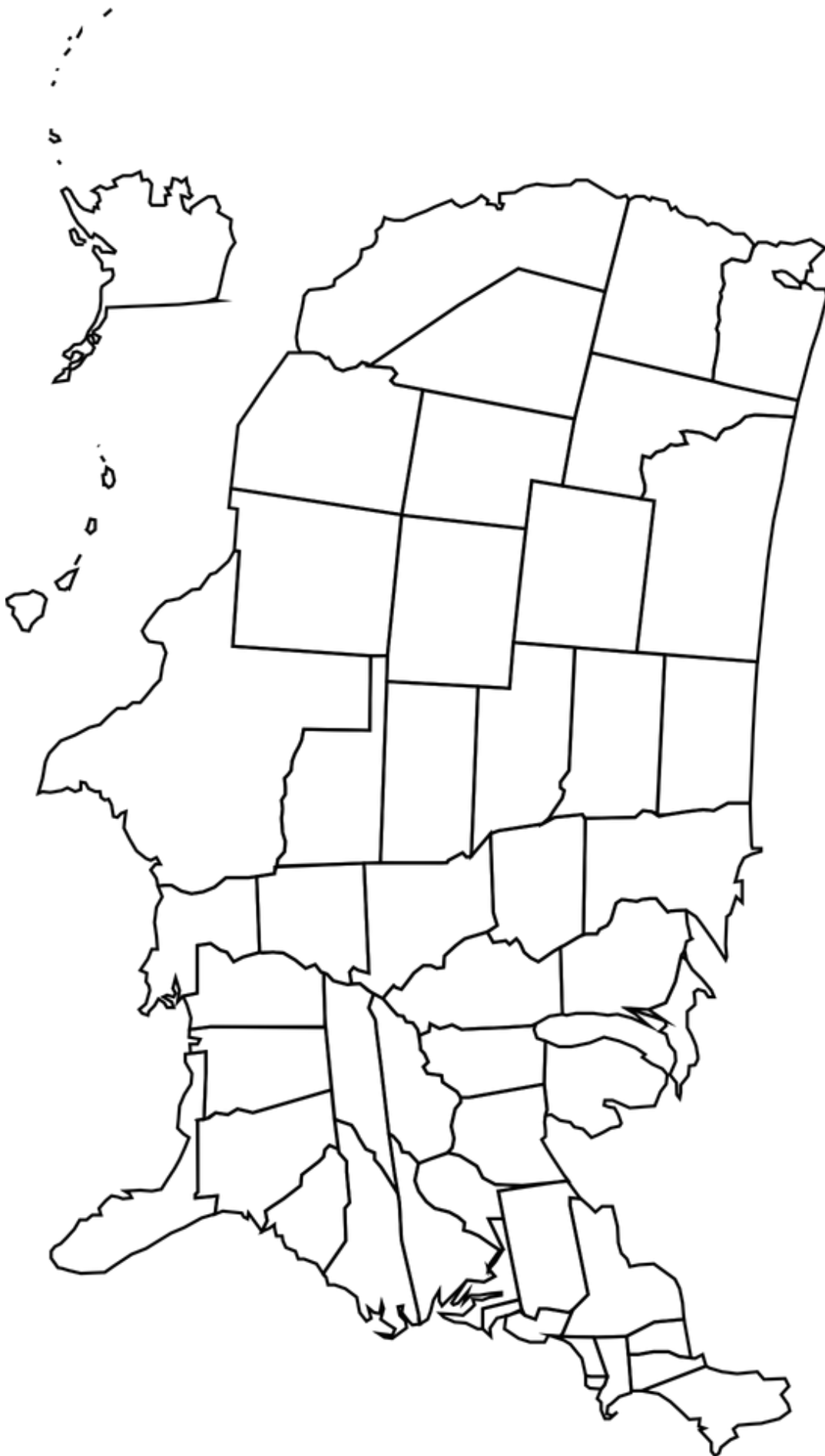
---

---

---

1. Place a dot on the map where you find military bases.
2. Color in your home state.

How many military bases are in your home state?



1. Identify 5 different countries where US troops are stationed.  
Locate them and color in the country on the map!



## Do you know the difference?


**Active Duty:** Someone who currently serves in the US Armed Forces in the United States or overseas in a different country

**Veteran:** A retired or former member of the US military; someone who *has served* in the US Armed Forces in the United States or overseas

**Reservist and Guard Members:** Someone who serves in the military and is a civilian. Serves part-time, and can be deployed at any time should the need arise.

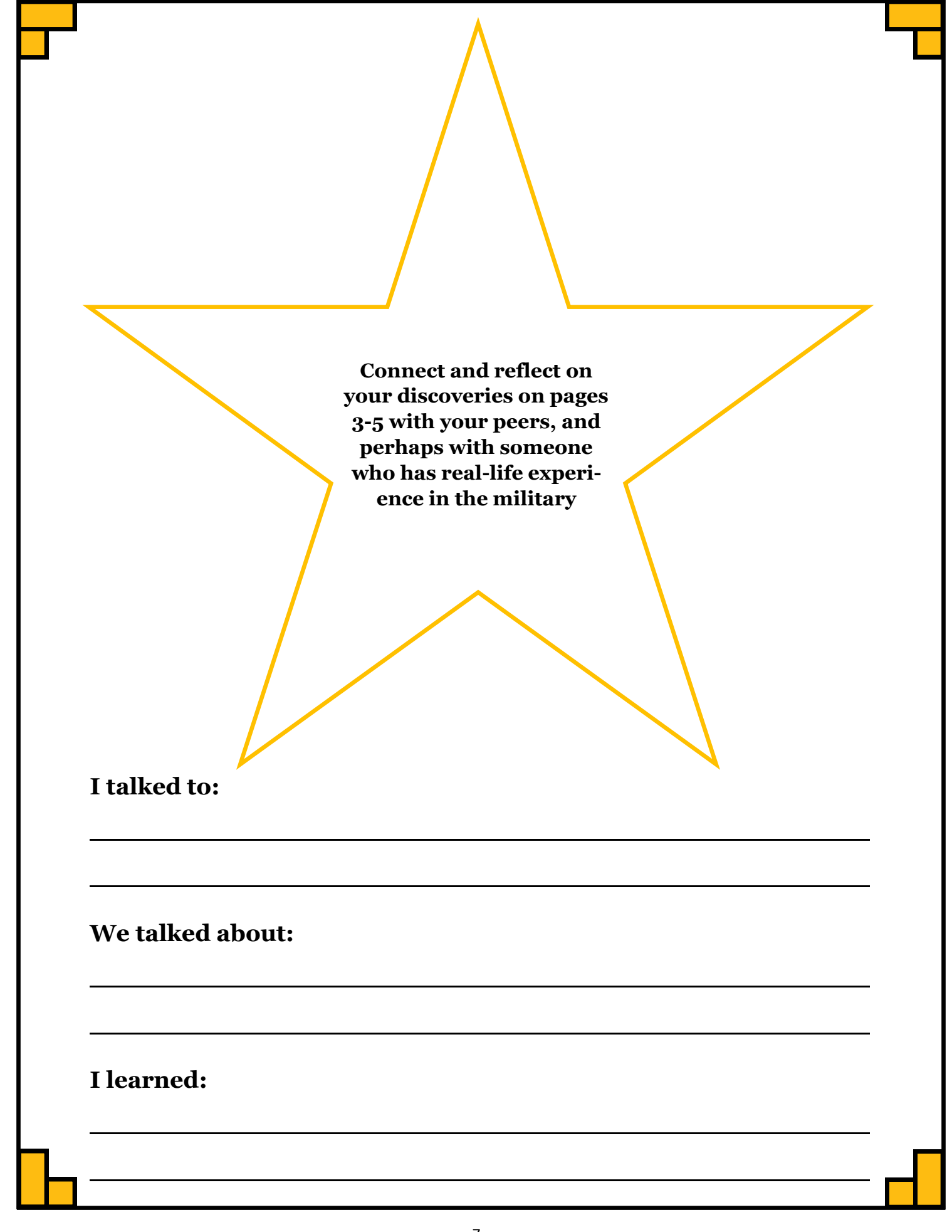
For more information visit: [https://www.va.gov/vetsinworkplace/docs/em\\_activeReserve.html](https://www.va.gov/vetsinworkplace/docs/em_activeReserve.html)

Do you know how to identify an active duty service member or a veteran in person? Write down or draw your thoughts below:



Now that you know how to identify them, take time to thank an active duty service member, reservist, or veteran in-person – whether it's a family member, a friend, a neighbor, or a member of your community.

Remember! Some service members and veterans aren't as easily recognized as others. You may walk past a veteran in the grocery store and not even know!



**Connect and reflect on  
your discoveries on pages  
3-5 with your peers, and  
perhaps with someone  
who has real-life experi-  
ence in the military**

**I talked to:**

---

---

**We talked about:**

---

---

**I learned:**

---

---




## **What Does it Mean to be Patriotic?**

Draw a picture, write a story, or write a song about what patriotism means to you.

## **What Patriotism Means to Me**







**Take Action to help our  
US Military service  
members and our  
veterans feel  
appreciated and  
supported. What can  
you do to help?**

How can I help service members and veterans feel appreciated and supported?

---

---

---

---

The words “thank you for your service” can go a long way! It is important for us to show appreciation for those who made many sacrifices so we can enjoy the freedoms we have today in the United States!

## Here are some ideas from the ONA Girl Squad!

Make a “Thank You” card using the following materials:



Stickers  
Construction paper  
Drawings  
Flags  
Stars  
Ribbon  
Washi tape

Gems  
Foam  
Markers  
Crayons  
Colored pencils  
Pom poms  
Pipe cleaners

## Gather supplies and assemble a care package to send to a service member overseas

A typical deployment can last for many months, far away from home, families, favorite foods, and more. Show your appreciation and spread kindness to military personnel overseas by gathering supplies to send them in a care package!

### Supplies Suggestions:

Your handmade “thank you” card  
Coffee  
Tea  
Non-perishable snacks  
Q-tips  
Toothbrush/toothpaste  
Hand/foot warmers

Deodorant  
Lip balm  
Baby wipes  
Tall socks  
Movies  
Earbuds  
Puzzles



**BONUS!** You can make a signature ONA tie blanket! Information and instructions can be found on our website:

<https://operationnotalone.net/services/care-packages/>

# You did it!

You've completed Mission: Honor by **discovering** more about the US military and veterans, **connecting** and reflecting with your peers, and **taking action** to show your gratitude to those who have served our country. For your hard work and dedication, you have earned a special patch!

**Well done, Girl Scout!**

